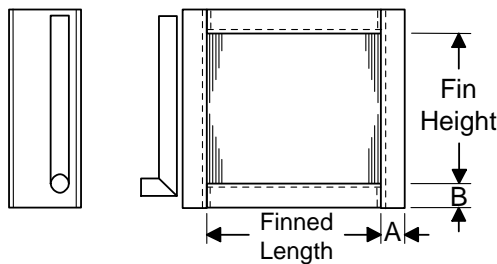


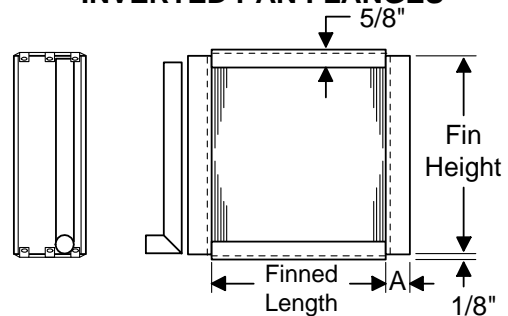
Standard coil casings are designed to protect the tubes, fins and headers during shipment and handling. Tube holes are die-formed extrusions, providing maximum tube support. The standard casing material used is 16 gauge galvanized steel. Optional aluminum, copper and stainless steel casings are available.

Shown below are typical standard casing designs offered by Super Radiator Coils. We also provide mounting holes, tube supports, fin channels, lifting brackets, etc., as required. For materials and designs not indicated here, consult SRC for availability. Super Radiator Coils is a custom coil manufacturer and will make every attempt to satisfy unique requirements.

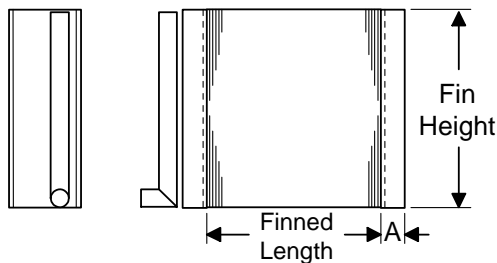
ENCASED COIL STANDARD PAN FLANGES



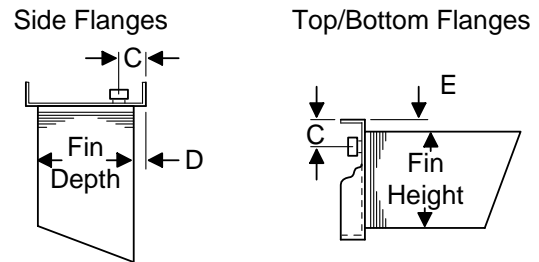
ENCASED COIL INVERTED PAN FLANGES



NON-ENCASED COIL



FLANGE CLEARANCE LIMITATIONS



TUBE DIA.	TUBE C/C x ROW C/C	PATTERN	A ¹ (STD.)	B (STD.)	C (MIN.)	D ² (MIN.)	E (MIN.)
3/8" OD	1 x .866	Staggered	1"	1"	9/16"	1/8"	5/16"
	1 x 1	Staggered	1"	1"	9/16"	1/16"	5/16"
	1 x 1	Inline	1"	1"	9/16"	1/16"	1/16"
	1 1/4 x 1	Staggered	1 1/4"	1 1/4"	9/16"	1/16"	1/4"
1/2" OD	1 1/4 x 1	Staggered	1 1/4"	1 1/4"	11/16"	3/16"	3/8"
	1 1/4 x 1.08	Staggered	1 1/4"	1 1/4"	11/16"	3/16"	3/8"
	1 1/2 x 1 1/2	Staggered	1 1/2"	1 1/2"	11/16"	0	5/16"
	1 1/2 x 1 1/2	Inline	1 1/2"	1 1/2"	11/16"	0	0
5/8" OD	1 1/2 x 1 1/2	Staggered	1 1/2"	1 1/2"	13/16"	1/16"	7/16"
	1 1/2 x 1 1/2	Inline	1 1/2"	1 1/2"	13/16"	1/16"	1/16"
	1 1/2 x 1.299	Staggered	1 1/2"	1 1/2"	13/16"	3/16"	7/16"
7/8" OD	2 1/4 x 1.95	Staggered	1 1/2"	1 1/2"	1 3/8"	3/8"	13/16"
1" OD	3 x 2	Staggered	1 1/2"	1 1/2"	1 3/8"	3/8"	5/8"
	3 x 2.6	Staggered	1 1/2"	1 1/2"	1 3/8"	1/16"	5/8"

NOTES:

¹ Some coil circuiting may require a greater "A" dimension for full protection of the tube hairpin.

² Minimum "D" dimension for tooling clearance. We recommend end plates be wide enough to protect headers during shipment and handling. A minimum "D" dimension of 1/4" is recommended for fin protection.